

Factsheet | As of 30/11/2024

About Portfolio

The Passive Adventurous Portfolio aims to generate returns through a combination of income and capital growth, with a strong emphasis on long-term capital appreciation. This strategy invests in a mix of open-ended funds and ETFs, focusing on global equities to achieve its objectives.

Who is the portfolio targeted at?

The portfolio is relevant for investors seeking a low-cost liquid investment solution, which focusses on traditional asset classes, namely, fixed income and equities. The portfolio is for highly risk-seeking investors with the risk tolerance and capacity for loss to accept significant portfolio drawdowns, and the price risks that would arise from a portfolio of around 90-100% equities. The model is suitable for higher risk investors who are looking to maximise long term returns through significant exposure to equity markets. This model portfolio is designed for those investors targeting capital growth.

Key Information

Inception Date

02/01/2019

Recommended Investment Time Horizon

5 years

Rebalancing Frequency

Minimum semi-annual rebalancing

Comparator Benchmark

IA Flexible Investment

Charges

Binary Capital MPS Charge 0.05%

Underlying OCF 0.11%

Total Costs 0.15%

Risk Targets

Equity Risk Range

85+

Typical Equity Allocation

90 - 100%

Defaqto

8

Portfolio Manager(s)

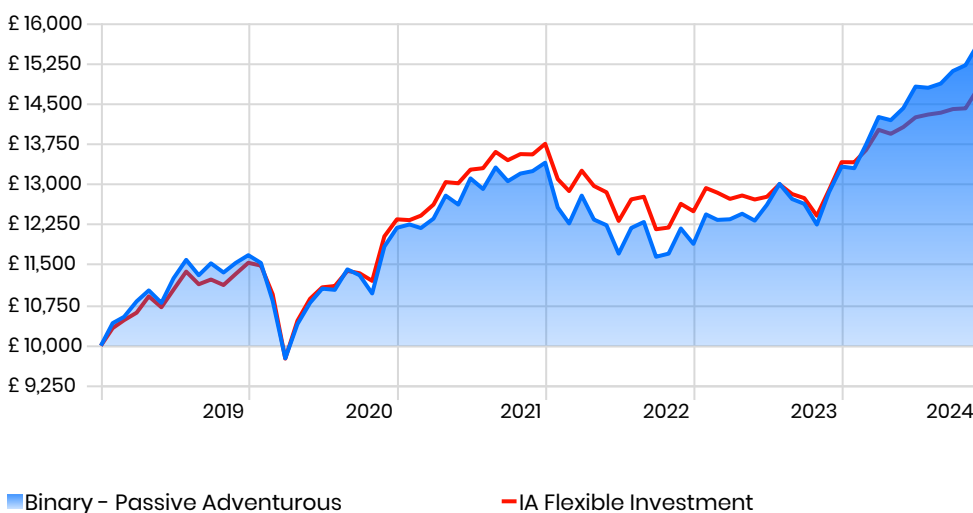


Saftar Sarwar FCSI, IMC, PgDip



Amir Miah MCSI, MSc

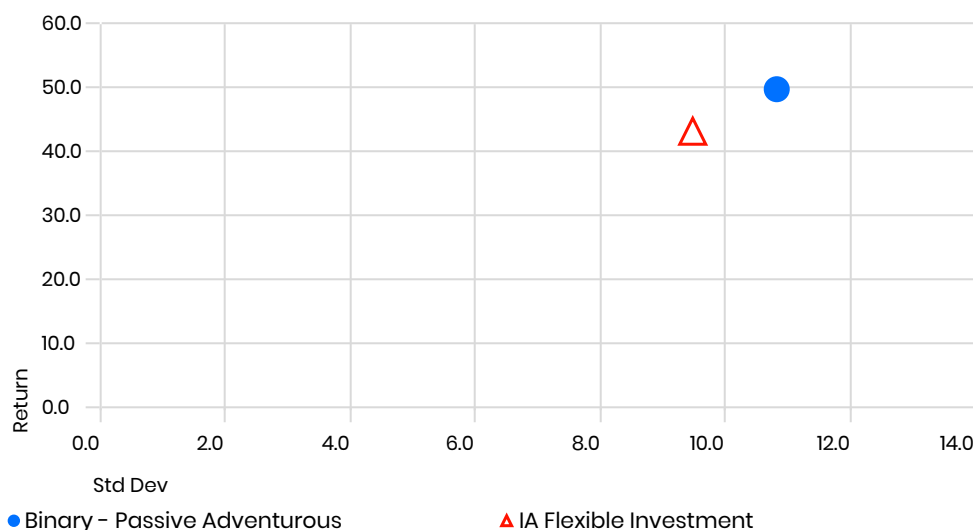
Growth of £10,000 Since Inception - Net of Fees



Discrete Performance - Net of Fees

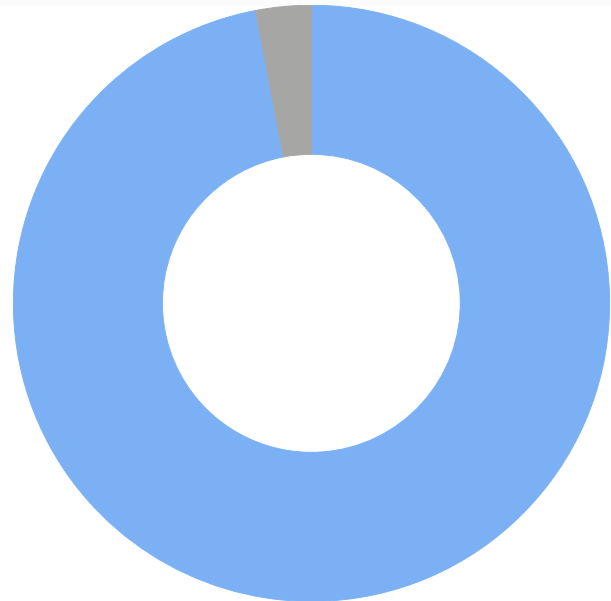
	YTD	1 Month	3 Months	6 Months	1 Year	3 Years	5 Years	2023	2022	2021	2020	2019
Binary - Passive Adventurous	17.0	2.5	4.9	8.2	21.3	17.8	35.2	12.1	-11.3	9.9	4.4	12.1
IA Flexible Investment	10.1	2.5	3.1	5.0	14.6	9.0	30.4	7.3	-9.1	11.4	7.0	11.8

Risk-Reward Since Inception



Asset Allocation

	%
● US Equity Large Cap Blend	49.0
● UK Equity Large Cap	18.0
● Europe Equity Large Cap	11.0
● Global Emerging Markets Equity	10.0
● Asia ex-Japan Equity	4.0
● Greater China Equity	5.0
● Cash	3.0
Total	100.0



Portfolio Holdings

	Global Category	Portfolio Weighting %
Equity	—	97.00
iShares Pacific ex Jpn Eq Idx (UK) D Acc	Asia ex-Japan Equity	4.00
Franklin FTSE China UCITS ETF	Greater China Equity	5.00
Vanguard Em Mkts Stk Idx £ Acc	Global Emerging Markets Equity	10.00
Vanguard FTSE Dev €pe ex-UK Eq Idx £ Acc	Europe Equity Large Cap	11.00
Vanguard FTSE 100 Idx Unit Tr £ Acc	UK Equity Large Cap	18.00
Fidelity Index US P Acc	US Equity Large Cap Blend	25.00
Fidelity Index US P GBP Acc H	US Equity Large Cap Blend	24.00

Capital at risk. Performance shown reflects simulated past performance, which is no guarantee of future results.

The returns shown may not be the same as the returns of an investor's actual account. This is due to various factors, including the investment date of the investor and differences across platforms. The returns are calculated through Morningstar Direct, and are provided for illustrative purposes only, and should not be viewed as the performance of an actual account. All performance is shown net of the holdings' management fees and expenses and includes Binary Capital's annual management charge; however, it does not include the advisor fees or the platform fees. Therefore, the actual performance experienced will be lower once these charges have been taken into account. The information in this document is not intended to influence you in making any investment decisions and should not be considered as advice or a recommendation to invest. Any information provided may not be suitable for all investors. The model portfolio service is offered by Binary Capital Limited, which is authorised and regulated by the UK Financial Conduct Authority (FCA ref: 507900) to provide services to professional clients and is the entity providing the discretionary management services.