

Factsheet | As of 30/11/2024

## About Portfolio

The Core Adventurous Portfolio aims to generate returns through a combination of income and capital growth, with a strong emphasis on long-term capital appreciation. This strategy invests in open-ended funds, focusing on global equities to achieve its objectives.

### Who is the portfolio targeted at?

The portfolio is relevant for investors seeking a core, liquid investment solution, which focusses on traditional asset classes, namely, fixed income and equities. The portfolio is for highly risk-seeking investors with the risk tolerance and capacity for loss to accept significant portfolio drawdowns, and the price risks that would arise from a portfolio of around 90-100% equities. The model is suitable for higher risk investors who are looking to maximise long term returns through significant exposure to equity markets. This model portfolio is designed for those investors targeting capital growth.

## Key Information

### Inception Date

01/09/2023

### Recommended Investment Time Horizon

5 years

### Rebalancing Frequency

Minimum semi-annual rebalancing

### Comparator Benchmark

IA Flexible Investment

## Charges

Binary Capital MPS Charge 0.25%

Underlying OCF 0.31%

**Total Costs 0.56%**

## Risk Targets

### Equity Risk Range

85+

### Typical Equity Allocation

90 - 100%

## Portfolio Manager(s)

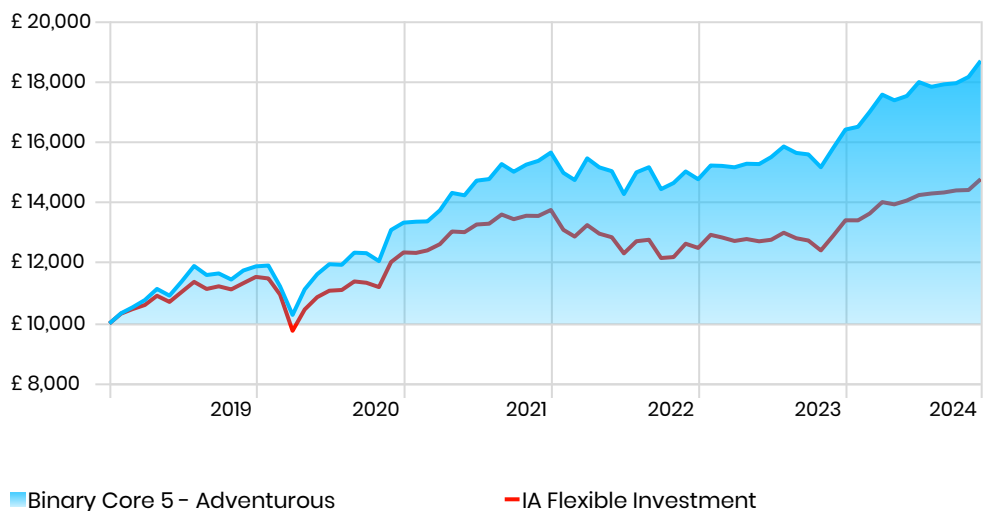


Saftar Sarwar FCSI, IMC, PgDip



Amir Miah MCSI, MSc

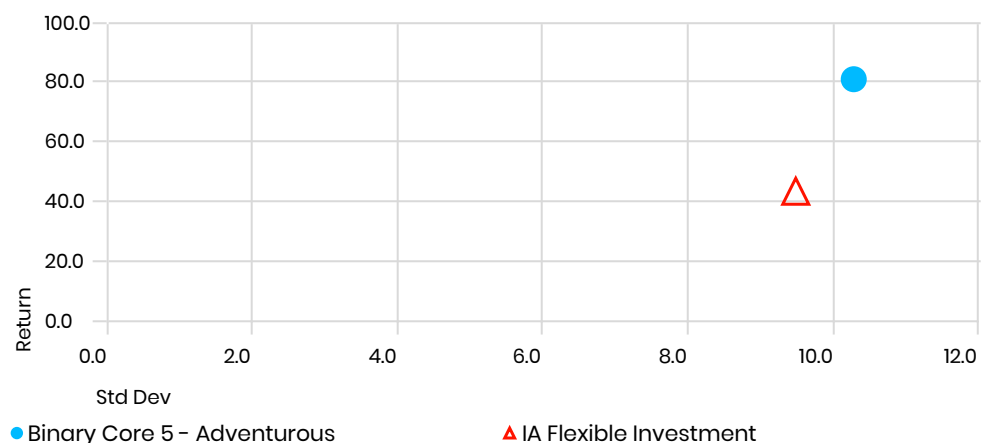
## Growth of £10,000 Since Inception - Net of Fees



## Discrete Performance - Net of Fees

	YTD	1 Month	3 Months	6 Months	1 Year	3 Years	5 Years	2023	2022	2021	2020	2019
Binary Core 5 - Adventurous	13.8	2.9	4.3	6.6	18.3	21.5	59.0	11.1	-5.6	17.4	12.2	15.0
IA Flexible Investment	10.1	2.5	3.1	5.0	14.6	9.0	30.4	7.3	-9.1	11.4	7.0	11.8

## Risk-Reward Since Inception



Past performance up to and including 01/09/2023 is simulated based on the actual performance of the underlying portfolio instruments (or instruments that are substantially the same as the portfolio instruments), including estimated annual management charges, audit, transaction, and custodian fees.

**defaqto**

**8**

**RISK RATED**

**defaqto**

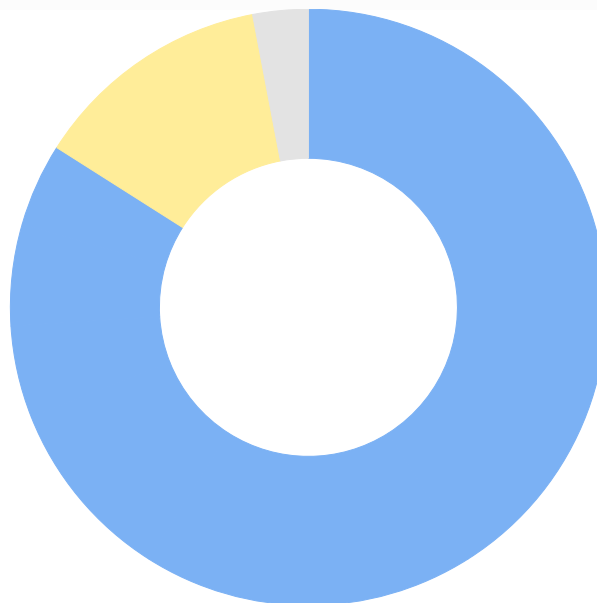
★★★★★

DFM MPS on Platform 2024

**EXPERT RATED**

### Asset Allocation

	%
● Global Equity Large Cap	41.0
● US Equity Large Cap Blend	18.0
● UK Equity Large Cap	10.0
● Europe Equity Large Cap	5.0
● Global Emerging Markets Equity	5.5
● Asia ex-Japan Equity	4.5
● Flexible Allocation	13.0
● Cash	3.0
<b>Total</b>	<b>100.0</b>



### Portfolio Holdings

	Global Category	Portfolio Weighting %
<b>Equity</b>	—	<b>84.00</b>
iShares Pacific ex Jpn Eq Idx (UK) D Acc	Asia ex-Japan Equity	4.50
Vanguard Em Mkts Stk Idx £ Acc	Global Emerging Markets Equity	5.50
Fidelity Index Europe ex UK P Acc	Europe Equity Large Cap	5.00
HSBC FTSE All-World Index C Acc	Global Equity Large Cap	18.00
Fundsmith Equity I Acc	Global Equity Large Cap	6.00
GQG Partners Global Equity I GBP Acc	Global Equity Large Cap	6.00
Baillie Gifford Positive Change B Acc	Global Equity Large Cap	5.50
Dodge & Cox Worldwide Global Stk GBP Acc	Global Equity Large Cap	5.50
Vanguard FTSE 100 Idx Unit Tr £ Acc	UK Equity Large Cap	10.00
Fidelity Index US P Acc	US Equity Large Cap Blend	18.00
<b>Allocation</b>	—	<b>13.00</b>
Trojan Fund X Accumulation	Flexible Allocation	7.00
CG Absolute Return Fund GBP M	Flexible Allocation	6.00
<b>Cash</b>	—	<b>3.00</b>
GBP CASH	—	3.00

#### Capital at risk. Performance shown reflects simulated past performance, which is no guarantee of future results.

The returns shown may not be the same as the returns of an investor's actual account. This is due to various factors, including the investment date of the investor and differences across platforms. The returns are calculated through Morningstar Direct, and are provided for illustrative purposes only, and should not be viewed as the performance of an actual account. All performance is shown net of the holdings' management fees and expenses and includes Binary Capital's annual management charge; however, it does not include the advisor fees or the platform fees. Therefore, the actual performance experienced will be lower once these charges have been taken into account. The information in this document is not intended to influence you in making any investment decisions and should not be considered as advice or a recommendation to invest. Any information provided may not be suitable for all investors. The model portfolio service is offered by Binary Capital Limited, which is authorised and regulated by the UK Financial Conduct Authority (FCA ref: 507900) to provide services to professional clients and is the entity providing the discretionary management services.